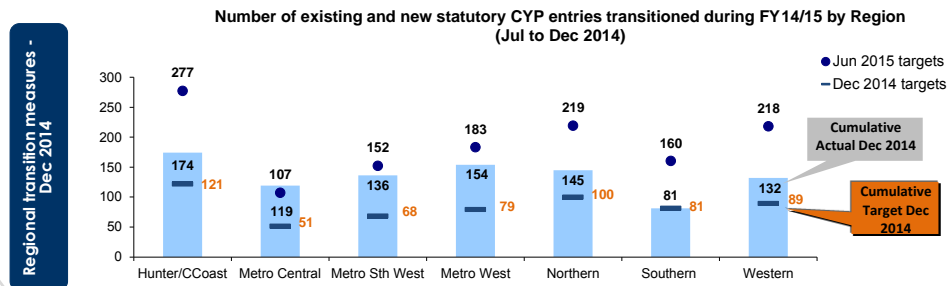
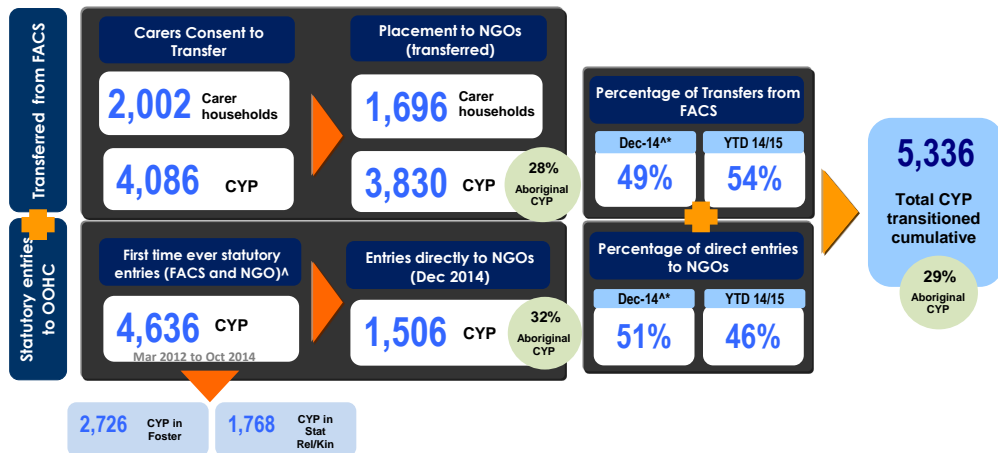
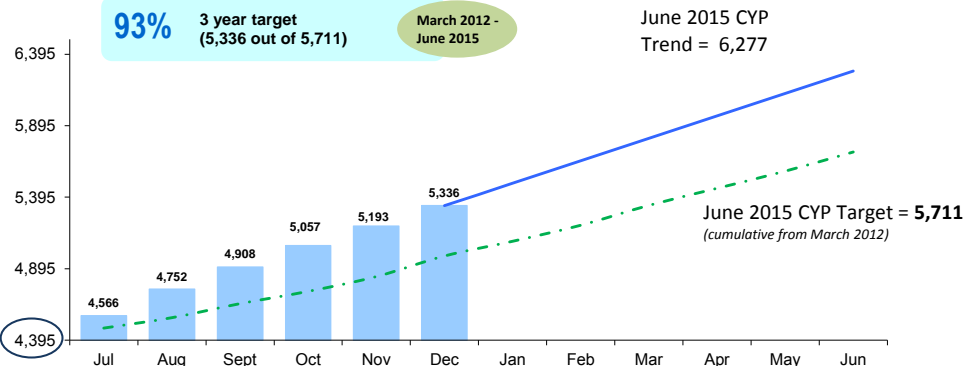


OOHC Transition Dashboard 2014/2015

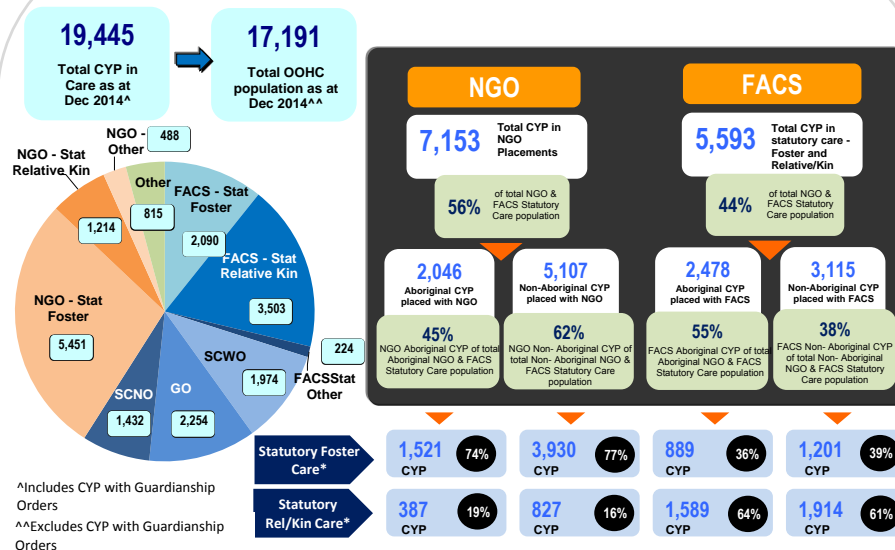
Key transition measures - December 2014

Number of existing and new statutory CYP OOHC entries transitioned by month (Cumulative)



^A Remaining CYP are in other placement types including Independent Living, Residential and Family Group Home.
^{AA} The total number of CYP in FACS Statutory Foster & Statutory Relative/Kinship care are not all eligible to be transitioned for various reasons such as court reasons, legal orders, age, in the process of adoption etc.
^{AAA} Calculated by using the increase in cumulative transitioned compared to previous month's dashboard, and may not represent actual month of transition of CYP.

December 2014 overall OOHC

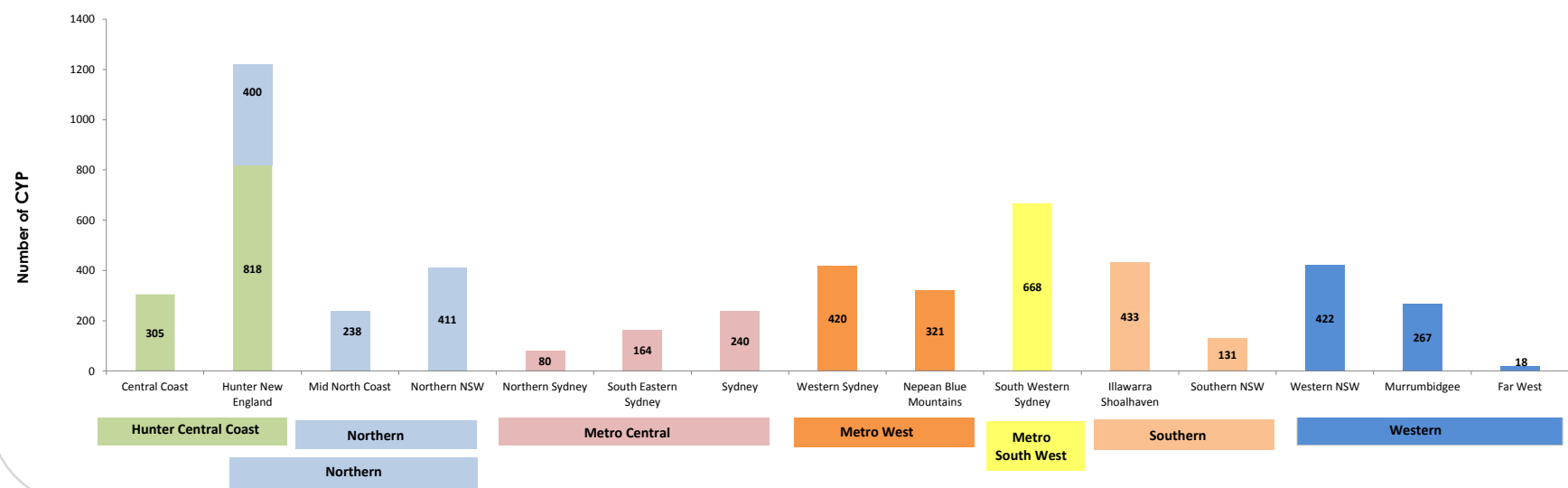


^A Includes CYP with Guardianship Orders
^{AA} Excludes CYP with Guardianship Orders

^{*} Remaining CYP in NGO are in Residential, Supported Independent Living and Family Group Home placements.
^{**} Includes Aboriginal CYP (NGO) placed with Aboriginal Agency and may or may not be Aboriginal carer.
^{***} The district the CYP is allocated to is determined by the location of their Case Plan in KIDS.
^{****} Includes Aboriginal CYP (NGO) placed with Aboriginal carer and may or may not be Aboriginal Agency.

Transition Data by District - December 2014

District and Region CYP Transition Data (March 2012 - December 2014)



Number of existing and new statutory CYP entries transitioned during FY14/15 by District (Jul to Dec 2014)

